

HOUR HAND FOR  
CLOCKWORK 50



MINUTE HAND FOR  
CLOCKWORK 50



PART 2



↑  
ATTACH PART 2 HERE

## FLEXTIME PAPER CLOCK



How to do:


- 1) Cut out the parts
- 2) Attach the hands to the clock face
- 3) Design your wall clock

COPYRIGHT TIMEDOTS 2016


CLOCK FACE FOR CLOCKWORK 25 AND 40



CLOCK FACE FOR CLOCKWORK 50 AND 75




MINUTE HAND FOR  
CLOCKWORK 75



PART 2

↑  
ATTACH PART 2 HERE


HOUR HAND FOR  
CLOCKWORK 75




PART 2

↑  
ATTACH PART 2 HERE


TIME MARK 8 MM  
.....




TIME MARK 12 MM



TIME MARK 16 MM



TIME MARK 20 MM



TIME BEAM 30 X 6 MM




HANDS FOR  
CLOCKWORK 40



HANDS FOR  
CLOCKWORK 25



TIME BEAM 50 X 8 MM



TIME BEAM 83 X 10 MM

